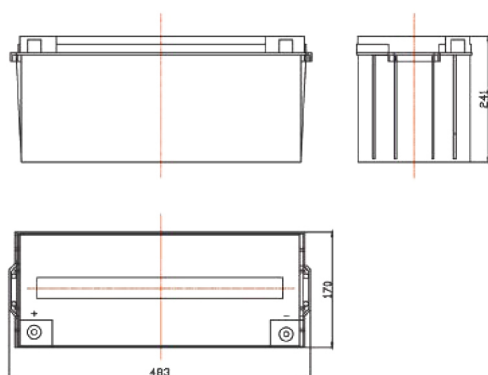


SUNDTA 12V Gel battery range is commonly used in many applications, especially the emergency power supply of UPS systems. The battery is designed and manufactured to guarantee the highest levels of performance in rapid discharges, while maintaining maximum reliability and durability over time.

Based on proven GEL VRLA technology, the 12v battery is 99% recyclable at end of life. It does not require any maintenance. In addition, the series is classified as non-dangerous goods and can be safely transported by truck, rail and air. The specific design has been optimized to reduce self-discharge during storage.

### Technical Parameters



Nominal Voltage	12V
Capacity (10hr,1.80V/Cell)	150AH
Weight	42.5kg
Cycle Life	100%DOD,572times; 50%DOD,1422times; 30%DOD,2218times
Max Discharge Current	30I 10A (3min)
Max Charge Current	≤0.25C10
Self-Discharge (25°C)	< 3% month
Temperature Compensation Coefficient(25°C)	Float Temperature Compensation Coefficient:-3mV/Cell°C Equalization Temperature Compensation Coefficient: -4mV/Cell°C
Recommended Using Temperature	15°C~25°C
Cover Material	ABS
Using Temperature	Discharge:-45°C~50°C Charge:-20°C~45°C Charge:-20°C~45°C
Terminal	M8
Charge Voltage (25°C)	Float Charge:13.4V~13.7V;Average Charge:14.1~14.4V
Capacity Affected by Temperature	105%@40°C 85%@0°C 60%@-20°C
Design Life @25°C(77°F)	12 years

### Main Applications

- Telecom site
- Outdoor base station
- Floating operation site
- UPS

### Technical Features

- Excellent capacity retention rate
- Long life float service design
- Excellent over discharge recovery

### Certification

- ISO 9001
- ISO14001
- GB/T 28001
- UL
- CE

### Benefits

- Easy access for faster installation and maintainence.
- Optimal energy density, save floor space.
- No leakage and no acid smog spray during the operation.

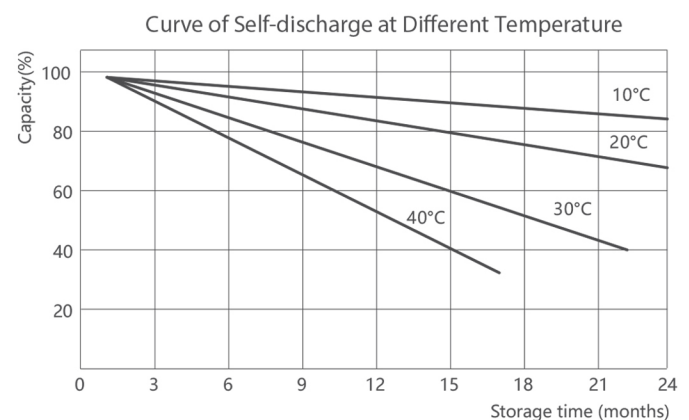
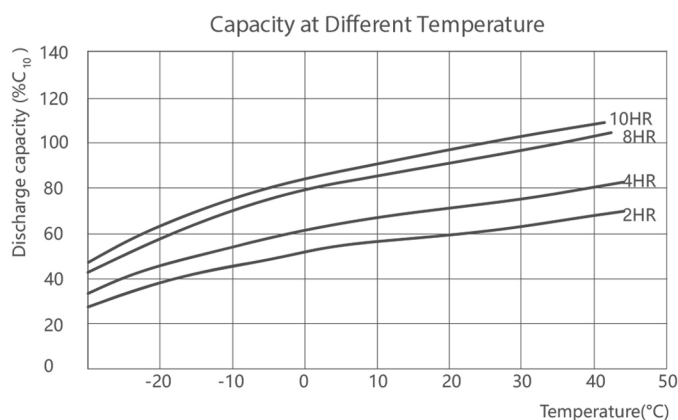
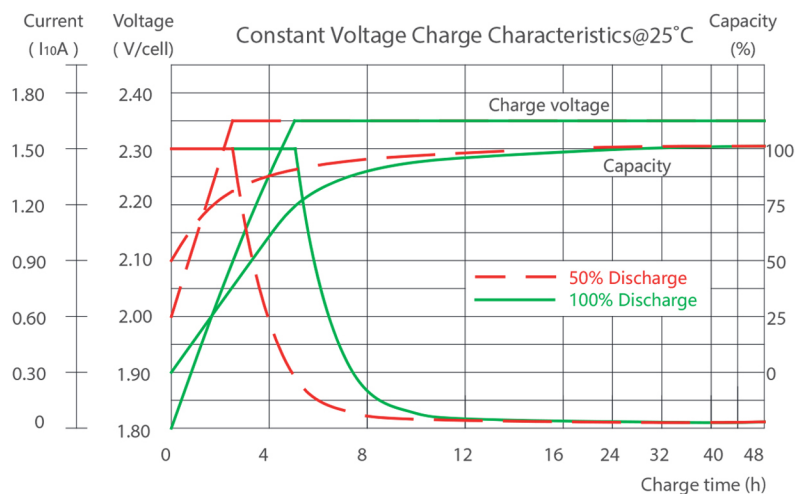
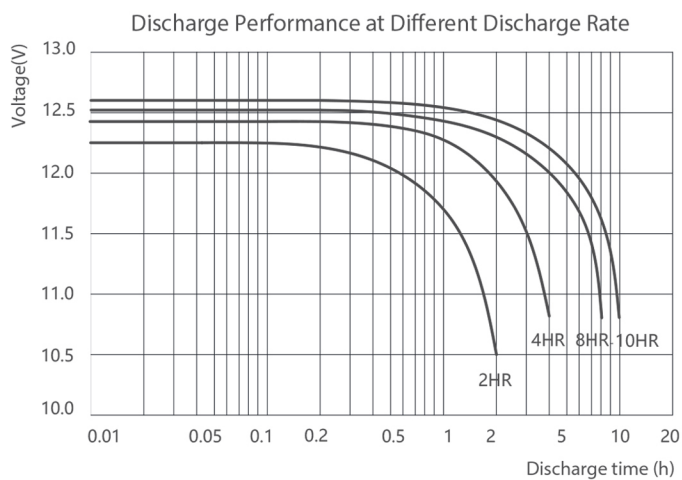
### Constant Current Discharge Characteristics Unit:A(25°C, 77°F)

F.V/Time	30min	1hr	2hr	3hr	4hr	5hr	6hr	8hr	10hr	12hr
1.70V	100.0	58.9	34.5	25.5	20.4	17.3	15.3	12.3	10.2	8.6
1.75V	94.6	57.0	34.1	25.3	20.2	17.2	15.2	12.2	10.1	8.5
1.80V	90.4	55.9	33.6	25.0	20.0	17.0	15.1	12.1	10.0	8.4
1.83V	87.3	53.7	33.2	24.8	19.8	16.8	15.0	12.0	9.9	8.3
1.85V	84.1	51.9	32.9	24.5	19.6	16.7	14.9	11.9	9.8	8.2

### Constant Current Discharge Characteristics Unit:W/cell(25°C, 77°F)

F.V/Time	30min	1hr	2hr	3hr	4hr	5hr	6hr	8hr	10hr	12hr
1.70V	183.8	109.5	66.2	49.8	39.9	34.4	30.8	24.6	20.4	17.1
1.75V	175.8	107.5	65.6	49.6	39.6	34.2	30.5	24.4	20.2	16.9
1.80V	170.1	106.3	65.3	49.4	39.5	34.0	30.2	24.2	20.1	16.8
1.83V	166.3	102.7	64.7	49.2	39.3	33.9	30.0	24.1	19.9	16.6
1.85V	162.1	100.3	64.3	48.8	39.2	33.8	29.8	24.0	19.8	16.5

### Performance Curve



**\*Declaration:**

This information is generally descriptive only and is not intended to make or imply any representation, guarantee or warranty with respect to any cells and batteries. Cell and battery designs/specifications are subject to modification without notice.